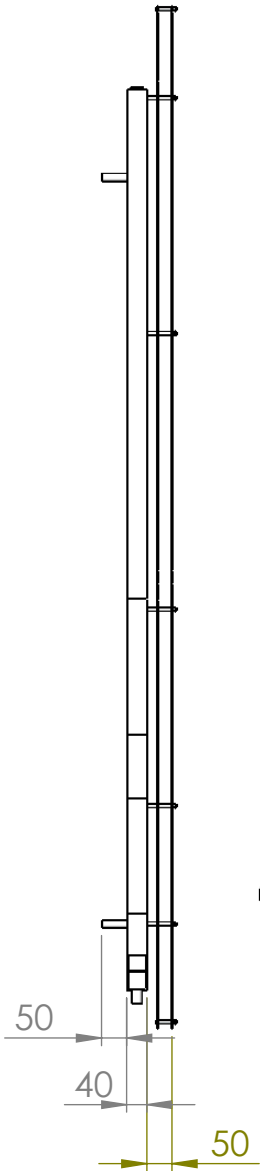




Left View



Front View



Back View



UNLESS OTHERWISE SPECIFIED:
DIMENSIONS ARE IN MILLIMETERS
SURFACE FINISH:
TOLERANCES:
LINEAR:
ANGULAR:

FINISH:

Stainless Steel
(brushed, polished)

DEBUR AND
BREAK SHARP
EDGES

DO NOT SCALE DRAWING

REVISION

EN 442 Δt 50°C
Heat output : 895 Watts - 3054 BTU

	NAME	SIGNATURE	DATE		
DRAWN	M.Paczowski		01.2014		
CHK'D					
APPV'D					
MFG					
Q.A				MATERIAL:	
				WEIGHT:	

ART-RADIATORS.COM

DWG NO.
Eiffel Tower Radiator

A4

SCALE:1:20

SHEET 1 OF 1